



# OECD Development Assistance Committee's Creditor Reporting System (DAC CRS):

## Efforts to track Climate-related Official Development Finance

Presented by Stephanie Ockenden  
Economist/Policy Analyst  
Development Co-operation Directorate, OECD

OECD-CPI Consultation on Tracking Climate Finance,  
COP 19, Warsaw



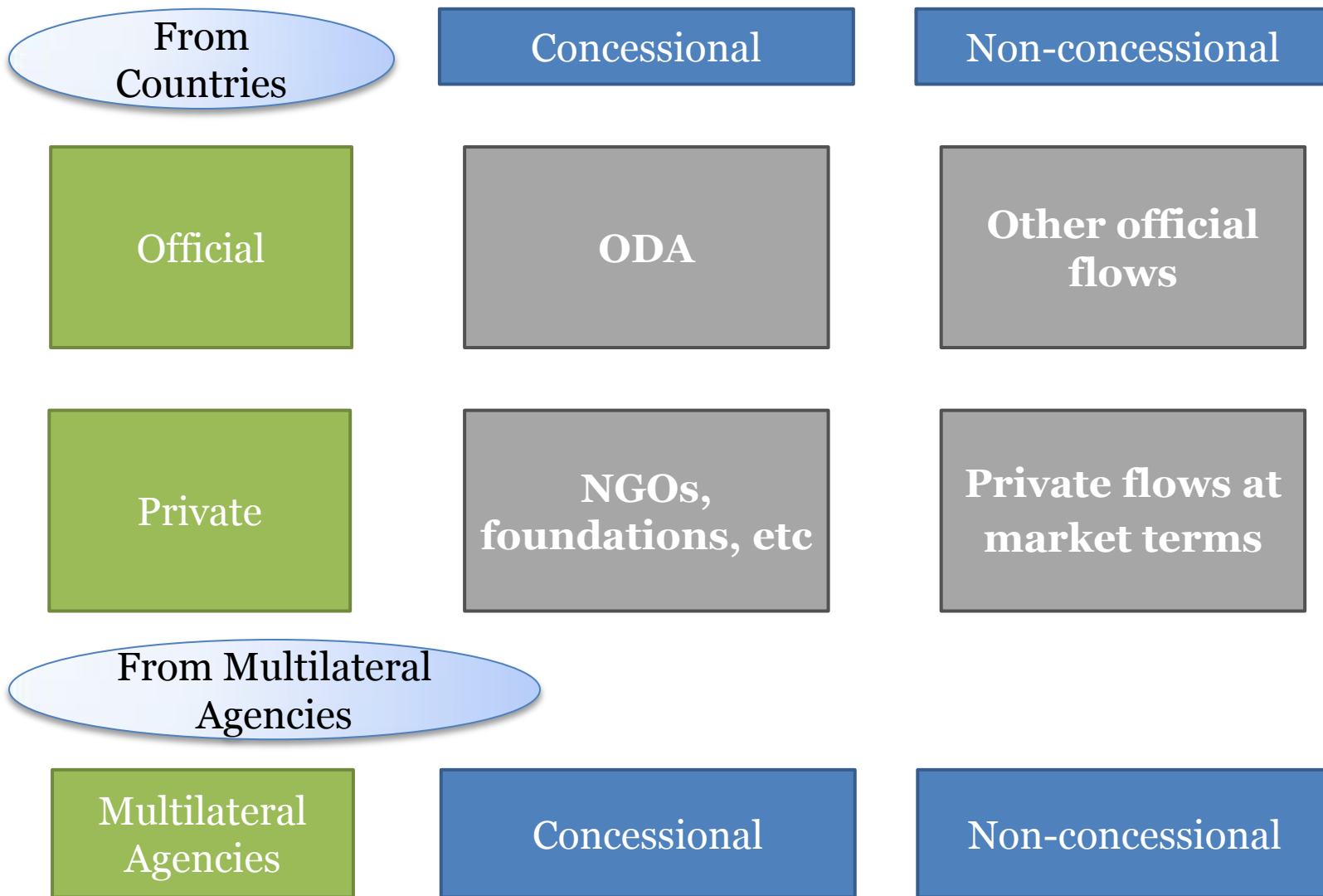
## Introduction:

---

- OECD DAC Statistical System:
  - CRS Statistical Framework
  - Rio marker methodology
- Data coverage of climate-related development finance
- Patterns & Trends of climate-related ODA

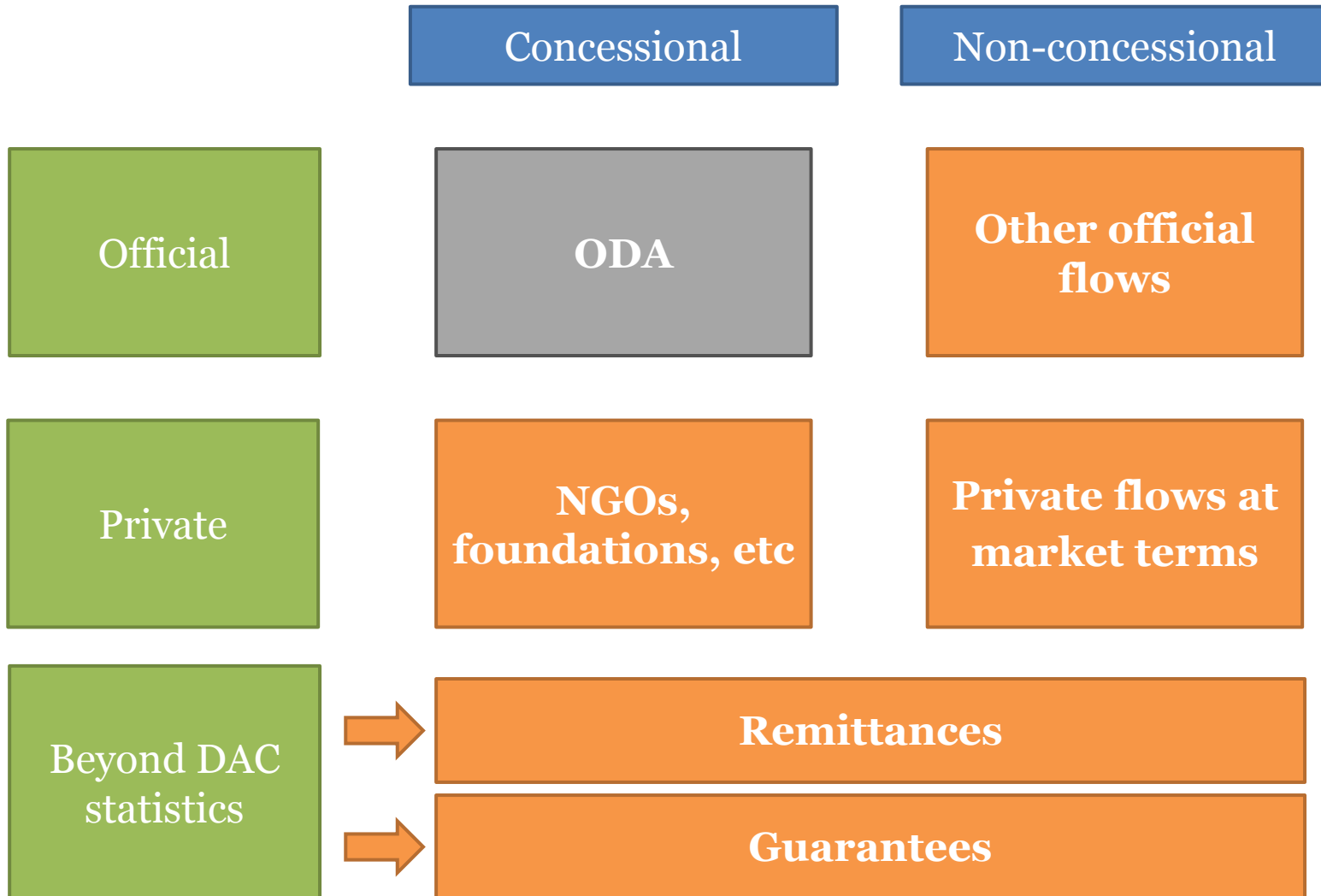


# Overview of resource flows covered in DAC statistics:





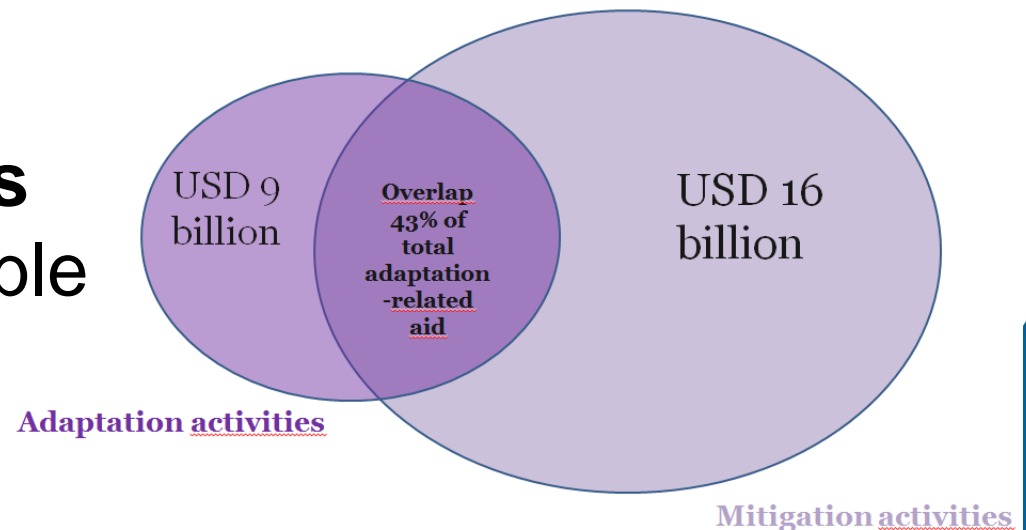
# Scope of non-ODA workload





## Key Features of the Rio markers:

- **Eligibility criteria** on definition of mitigation and adaptation
- Mark objective as either ***principal*** or ***significant***
- Granular **activity level** information
- Allows tracking of **multiple objectives** whilst avoiding double counting





## Introduction:

---

- OECD DAC Statistical System:
  - CRS Statistical Framework
  - Rio marker methodology
- Data coverage of climate-related development finance
- Patterns & Trends of climate-related ODA



# For tracking climate finance:

(Flow) category	Sectoral info	Climate finance	DAC efforts to improve data
Bilateral ODA			Rio Markers quality reviews; Workshops, <b>Task Team</b> Work with MDBs to capture their data
Multilateral ODA	<b>Partial</b>	<b>Partial</b>	
Other official flows		<b>Partial</b>	
Private grants	<b>Partial</b>		Data collection with US Foundation Center
Export credits	Understanding	Understanding	Streamlining exercise across OECD
FDI	ISIC Industry classification		Streamlining exercise across OECD
Guarantees	Amount mobilised calculated through survey - tentative climate data, Methodological options under discussion in WP-STAT		



## Introduction:

---

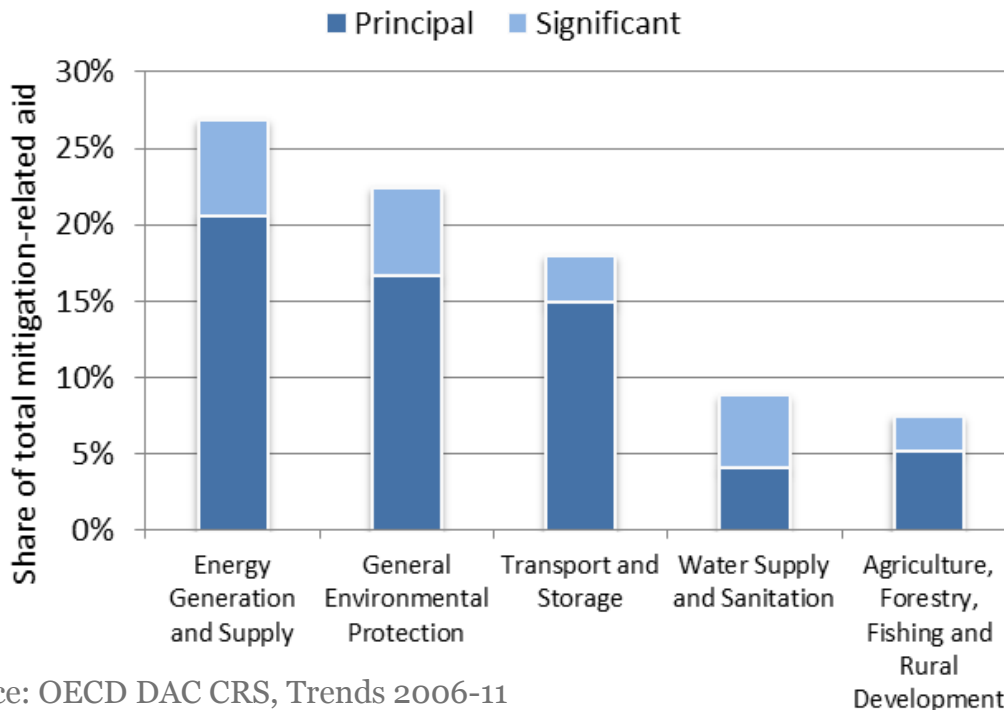
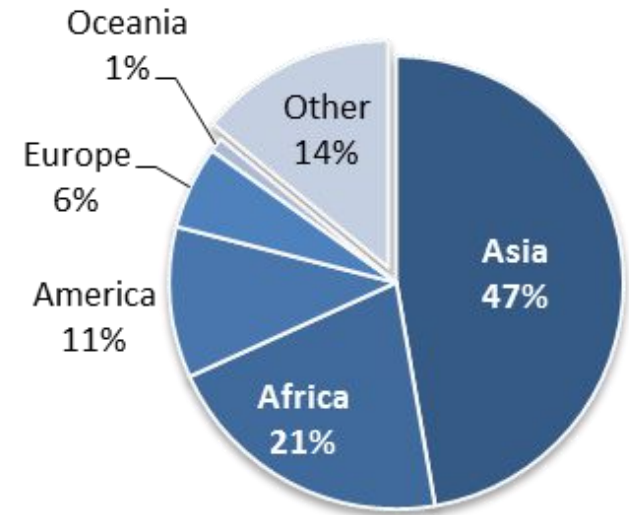
- OECD DAC Statistical System:
    - CRS Statistical Framework
    - Rio marker methodology
  - Data coverage of climate-related development finance
- Patterns & Trends of climate-related ODA





# Total mitigation-related aid: reaching \$16.1bn per year in bilateral ODA over 2010-2011

- Middle Income Countries receive 65%, in particular in Asia.
- Substantially high share (57%) of concessional loans

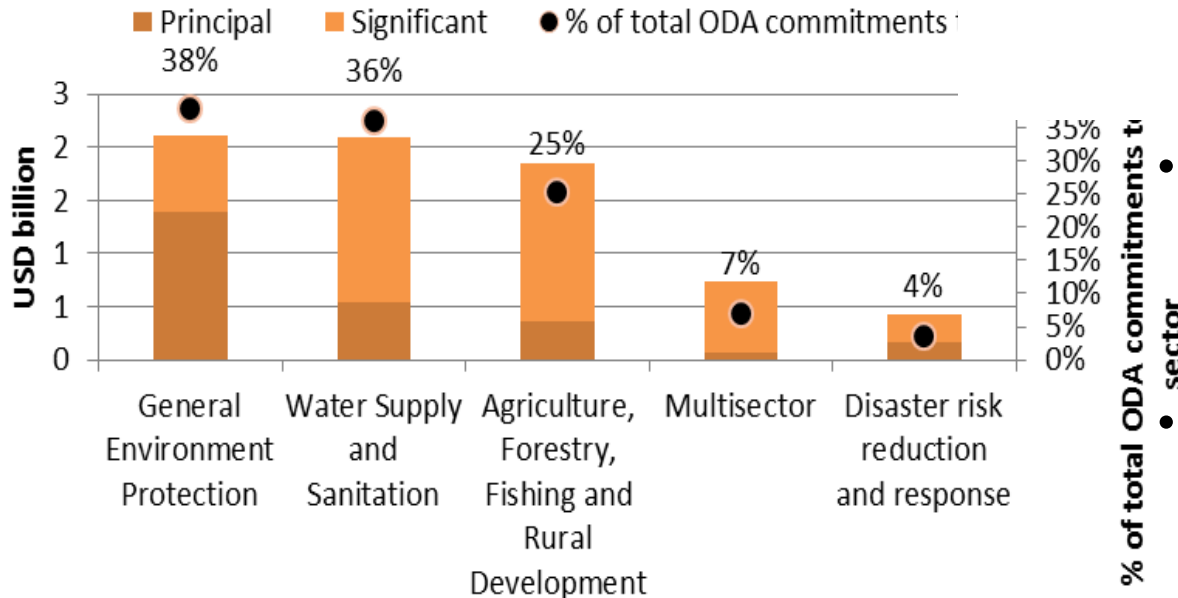
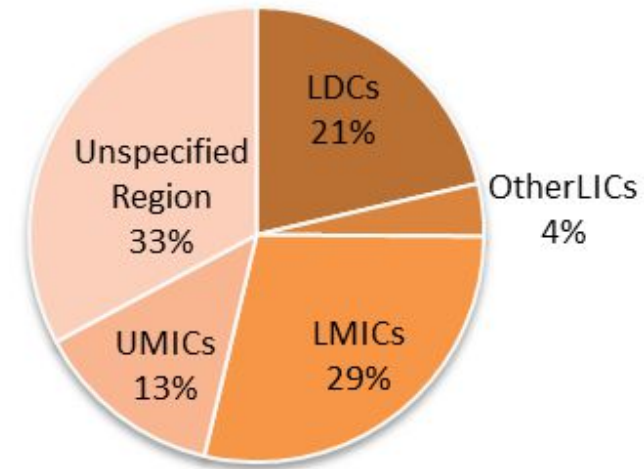


- Key economic infrastructure sectors - *energy, transport and water* - receive 50%
- *General environmental protection and forestry* important for capacity building and TA activities.



# Total adaptation-related Aid: reaching \$8.8bn per year in bilateral ODA over 2010-2011

- LDCs and other LICs receive 25% of total adaptation-related aid
- High number of country recipients
- Higher use of grants - 69% of total



• Concentration in environment-related capacity building

• Key sectors – water and agriculture, forestry, fishing and rural development.



## In summary:

---

- OECD DAC CRS offers a robust statistical system
- Rio marker methodology defines climate-related aid, allows tracking of mainstreaming and multiple objectives
- Comprehensive climate-related flows for bilateral ODA, partial data for multilateral ODA, limited information for bilateral OOF
- Joint ENVIRONET & WP-STAT Task Team on Improving Rio markers
- DAC work stream to extend coverage to Non-ODA



THANK YOU!

**For more information:**

Stephanie.OCKENDEN@oecd.org

OECD DCD Environment and Development Homepage

[www.oecd.org/dac/environment-development](http://www.oecd.org/dac/environment-development)

OECD DAC-CRS - Methods and data on climate change finance

[www.oecd.org/dac/stats/rioconventions.htm](http://www.oecd.org/dac/stats/rioconventions.htm)